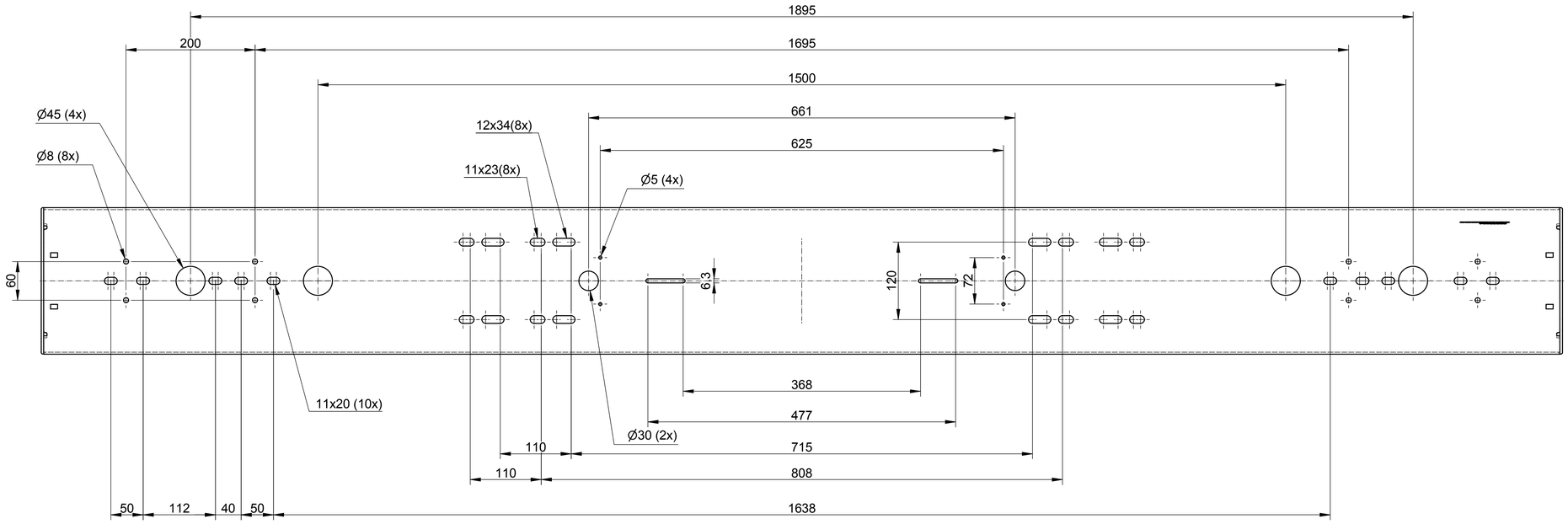

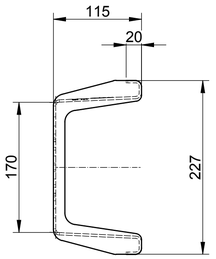

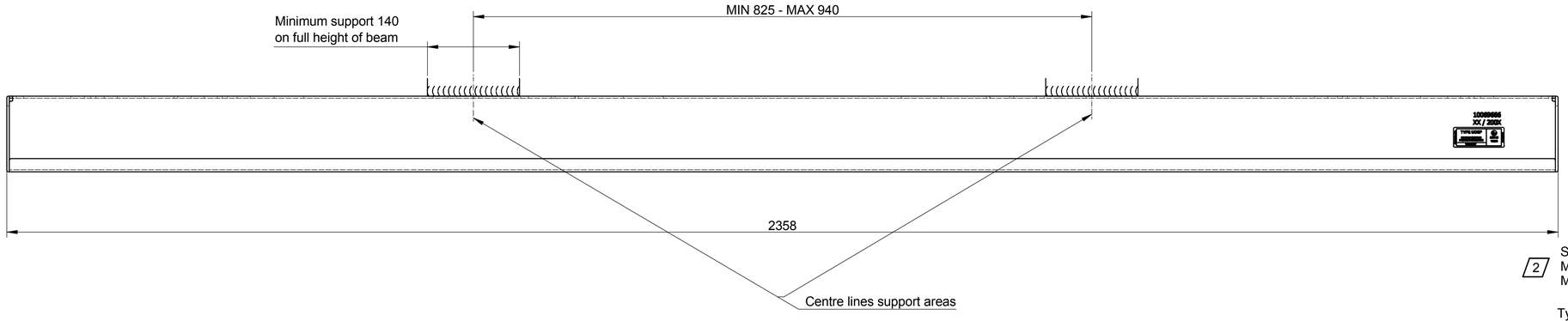

2 Steel spacer allowed between UOSP and VBG connection brackets.
Min support area shall be fulfilled.
Max thickness 20mm. Mounting screw length must be considered.

Type Approval No:s

1 e11*70/221*2006/20*010002
E11 58R-02 10002

VBG GROUP	Modified Date 2019-04-29	Modified by PR	Modification No. 13110	Issue C
	3D Model No. 38-188200			Engineer SN
Description Underrun Protection Beam	Sheet Size A1	Scale 1 : 4	Projection	Drafting Date 2007-10-16 / Drafted by SN
	Stage P	Drawing No. 38-188200		

This drawing is the property of VBG Group AB and is protected in accordance with prevailing law. Changes must be made in CAD-program, this concerns both 2D & 3D.